



Capital Asset Advisory Committee Meeting Agenda

Date/Time: Thursday, June 17, 2021 8:00 a.m. – 10:00 a.m.

Location: Kendrick Lakes Elementary School – 1350 S Hoyt Street, Lakewood, 80232

Capital Asset Advisory Committee Members:

Gordon Calahan, Megan Castle, Kathy Hodgson, George Latuda, Christina Mauro, Tom Murray, Daniel Oakley, Laura Perry, M. L. Richardson, Brittney Warga

Staff: Tracy Dorland, Steve Bell, Nicole Stewart, Tammy Schiff, Bruce Huxley, Berry Jones, Jason Hendricks, Heather Frizzell, Maureen Wolsborn, Tim Reed, Robin Acree, Ed Huszcza

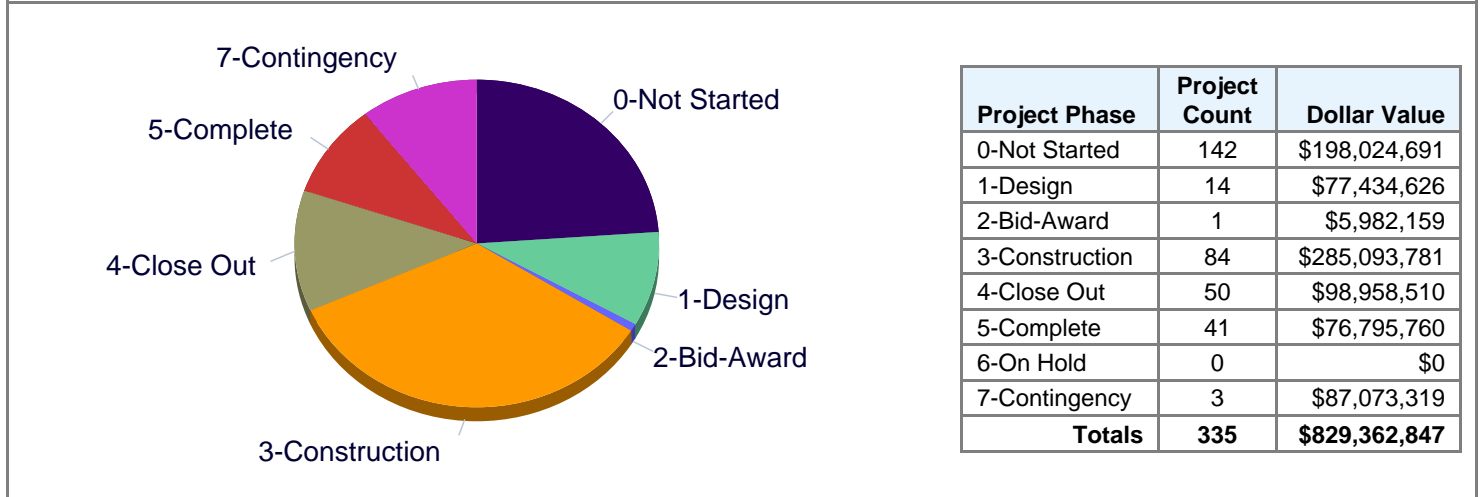
Agenda items:

- General
 - o CIP Evaluation Project
 - Discussion
 - o CIP Update
 - o Work in Progress Report
 - o Discussion
- Communications
 - o General Update
- Planning/Property Management Update
 - o General Update
- Construction Management Update
 - o General Update
 - o Status Reports and Schedule Updates
 - H/G -Bond
 - 19M Programs
 - 20M Programs
 - 21M Programs
 - Forecast Remaining Funds Management
- Tour of Kendrick Lakes
 - o Summary of Contingency and Remaining Program Funds
 - Unallocated Cumulative Program Contingency \$ 5,788,976
 - Forecast Remaining Contingency in Projects (\$ 53,858)
 - Sub Total \$ 5,735,116
 - Unallocated H/G Bond \$ 87,073,319
 - Forecast Remaining Contingency in H Projects \$ 2,680,793
 - Sub Total \$ 89,754,112
 - Total \$ 95,489,230
 - Compares to Previous Month of \$ 95,754,050
 - Other Committee Items

Proposed Schedule for 2021 – Thursday, July 15, 2021
 Thursday, August 19, 2021
 Thursday, September 16, 2021
 Thursday, October 21, 2021

2018 Capital Improvement Program

Program Dollar Value by Phase



Program Narrative

The 2018 Capital Improvement Program includes the 5B bond voted on and passed in November of 2018.

73% of defined bond projects have been initiated as of June 2021.

Program Float Report

Priority	Facility Name	Project ID	Project name	Finish Date	
				Target	Forecast
1	Foster ES	H15000A01	Foster ES Addition & General Upgrades	8/9/21	8/24/21
	Brady Exploration School	H51700U01	Brady Exploration School Efficiency & Future Ready	8/9/21	9/21/21
	Wayne Carle MS	H64000A01	Wayne Carle MS Addition & General Upgrades	8/2/21	8/30/21

Program Contingency and Remaining Funds

Program Contingency (Unallocated)	Forecast Remaining Funds in Projects	Net Remaining Program Funds
\$87,073,319	\$2,680,793	\$89,754,112

2018 Capital Improvement Program - Project Detail

Plan Year: 2022	Work Progress		Budget Summary				
Project Description	Phase	%	Original	Current	Variance	Haz-Mat	Notes
G DW Flooring 2022-1 4-ES 2-MS	Not Started	0%	\$939,000	\$939,000	\$0	\$0	
G DW Roofing 2022 4-ES 1-MS	Not Started	0%	\$2,850,746	\$2,850,746	\$0	\$0	
G DW Security Glass 2022 8-ES 1-MS 1-HS 1-Other	Not Started	0%	\$88,000	\$88,000	\$0	\$0	
Green Mtn ES Efficiency & Future Ready	Not Started	0%	\$634,629	\$634,629	\$0	\$0	
Lakewood HS Efficiency & Future Ready	Not Started	0%	\$2,046,141	\$2,046,141	\$0	\$0	
Long View HS Efficiency & Future Ready	Not Started	0%	\$240,710	\$240,710	\$0	\$0	
North Arvada MS Efficiency & Future Ready	Not Started	0%	\$2,392,923	\$2,392,923	\$0	\$0	
Slater ES Efficiency & Future Ready	Not Started	0%	\$1,262,059	\$1,262,059	\$0	\$0	
Stevens ES Efficiency & Future Ready	Not Started	0%	\$624,688	\$624,688	\$0	\$0	
Swanson ES Playground Upgrades	Not Started	0%	\$175,000	\$175,000	\$0	\$0	
Thomson ES Efficiency & Future Ready	Not Started	0%	\$664,090	\$664,090	\$0	\$0	
Wheat Ridge HS Efficiency & Future Ready	Not Started	0%	\$13,848,732	\$13,848,732	\$0	\$0	
Wilmore Davis ES Efficiency & Future Ready	Not Started	0%	\$1,100,225	\$1,100,225	\$0	\$0	
Mt Evans OELS Efficiency & Future Ready	Design	0%	\$3,210,190	\$3,210,190	\$0	\$0	
Windy Peak OELS Efficiency & Future Ready	Design	0%	\$3,340,982	\$3,340,982	\$0	\$0	

Plan Year: 2021	Work Progress		Budget Summary				
Project Description	Phase	%	Original	Current	Variance	Haz-Mat	Notes
Charter Two Roads Arvada General Upgrades	Not Started	1%	\$0	\$640,682	\$640,682	\$0	PI
Charter Compass Montessori Golden General Upgrades	Design	0%	\$0	\$640,682	\$640,682	\$0	PI
Chatfield HS Efficiency & Future Ready	Design	14%	\$2,721,353	\$2,721,353	\$0	\$0	
Dakota Ridge HS Efficiency & Future Ready	Design	15%	\$3,162,502	\$3,162,502	\$0	\$0	
Devinny ES FF&E	Design	0%	\$105,000	\$342,668	\$237,668	\$0	
Evergreen HS Renovation & General Upgrades	Design	5%	\$10,132,492	\$10,132,492	\$0	\$0	
Evergreen MS Renovation & Upgrades	Design	10%	\$7,720,755	\$7,720,755	\$0	\$0	
G DW Modular Bldg Removal 2021 5-ES	Design	0%	\$0	\$250,000	\$250,000	\$0	
Jeffco Open School Efficiency & Future Ready	Design	4%	\$9,700,287	\$9,700,287	\$0	\$0	
Prospect Valley ES Replace School	Design	4%	\$20,000,000	\$20,000,000	\$0	\$0	
Ralston Valley HS Addition & General Upgrades	Design	4%	\$7,625,513	\$7,625,513	\$0	\$0	
Standley Lake HS Addition & General Upgrades	Design	7%	\$8,033,020	\$8,033,020	\$0	\$0	
Powderhorn ES Addition & General Upgrades	Bid-Award	9%	\$5,876,860	\$5,876,860	\$0	\$105,299	
Alameda Int'l Jr-Sr HS FF&E	Construction	0%	\$378,000	\$893,750	\$515,750	\$0	FFE
Bell MS FF&E	Construction	0%	\$225,000	\$940,625	\$715,625	\$0	FFE
CTE South FF&E	Construction	0%	\$500,000	\$459,375	(\$40,625)	\$0	
Carmody MS Efficiency & Future Ready	Construction	20%	\$1,589,108	\$1,589,108	\$0	\$21,542	
Carmody MS FF&E	Construction	0%	\$94,500	\$737,500	\$643,000	\$0	FFE
Columbine HS FF&E	Construction	59%	\$1,470,000	\$1,396,250	(\$73,750)	\$0	
D'Evelyn Jr-Sr HS Addition	Construction	16%	\$870,082	\$6,262,085	\$5,392,003	\$0	SC
Deane ES Efficiency & Future Ready	Construction	20%	\$847,878	\$620,235	(\$227,643)	\$9,321	
Dennison ES Efficiency & Future Ready	Construction	14%	\$966,488	\$966,488	\$0	\$65,945	
Dennison ES FF&E	Construction	0%	\$42,840	\$548,918	\$506,078	\$0	FFE
Devinny ES Efficiency & Future Ready	Construction	13%	\$745,596	\$926,010	\$180,414	\$15,009	
Everitt MS Efficiency & Future Ready	Construction	12%	\$3,000,921	\$3,000,921	\$0	\$0	
Everitt MS FF&E	Construction	55%	\$297,500	\$297,500	\$0	\$0	
Fitzmorris ES Efficiency & Future Ready	Construction	20%	\$1,059,436	\$1,059,436	\$0	\$6,408	
Fitzmorris ES FF&E	Construction	0%	\$110,250	\$419,712	\$309,462	\$0	
Foster ES FF&E	Construction	0%	\$498,750	\$329,808	(\$168,942)	\$0	
G DW Field Improvements 2021 1-ES 4-HS	Construction	18%	\$2,887,500	\$11,613,955	\$8,726,455	\$0	SC

JEFFCO PUBLIC SCHOOLS
Construction Management
Status of Projects by Program



Plan Year: 2021	Work Progress		Budget Summary				
Project Description	Phase	%	Original	Current	Variance	Haz-Mat	Notes
G DW Flooring 2021 6-ES	Construction	12%	\$1,306,266	\$1,306,266	\$0	\$259,500	
G DW LED Lighting 2021 11-ES	Construction	5%	\$1,835,700	\$1,861,361	\$25,661	\$0	
G DW Mechanical 2021 5-ES	Construction	15%	\$2,924,250	\$4,261,578	\$1,337,328	\$81,480	SC
G DW Paving 2021 2-ES 1-MS	Construction	9%	\$682,500	\$682,500	\$0	\$0	
G DW Playgrounds 2021 9-ES	Construction	12%	\$692,475	\$2,011,919	\$1,319,444	\$0	MC,SC
G DW Roofing 2021 5-ES	Construction	13%	\$1,887,929	\$1,831,266	(\$56,663)	\$0	
G DW Security Glass 2021 6-ES 5-MS 1-HS	Construction	55%	\$96,000	\$96,000	\$0	\$0	
Golden HS Doors Replacement	Construction	29%	\$263,486	\$258,536	(\$4,949)	\$0	
Green Mountain ES FF&E	Construction	54%	\$38,663	\$135,741	\$97,077	\$0	
H DW Elevator Upgrades 2021 1-MS 1-Other	Construction	90%	\$0	\$311,054	\$311,054	\$0	
Jefferson Jr-Sr HS FF&E	Construction	0%	\$0	\$168,750	\$168,750	\$0	
Kullerstrand ES Efficiency & Future Ready	Construction	18%	\$1,143,045	\$1,172,277	\$29,232	\$97,555	
Kullerstrand ES FF&E	Construction	0%	\$147,000	\$267,668	\$120,668	\$0	
Kyffin ES Efficiency & Future Ready	Construction	13%	\$4,144,305	\$3,981,025	(\$163,280)	\$39,714	
Kyffin ES FF&E	Construction	0%	\$341,250	\$432,933	\$91,683	\$0	
Lasley ES Efficiency & Future Ready	Construction	40%	\$632,859	\$654,119	\$21,260	\$7,742	
Lasley ES FF&E	Construction	0%	\$441,000	\$192,668	(\$248,332)	\$0	
Lawrence ES Efficiency & Future Ready	Construction	24%	\$2,443,566	\$2,311,298	(\$132,268)	\$0	
Lumberg ES FF&E	Construction	0%	\$551,250	\$502,885	(\$48,365)	\$0	
Manning School FF&E	Construction	0%	\$21,105	\$432,812	\$411,708	\$0	
Maple Grove ES Efficiency & Future Ready	Construction	22%	\$807,121	\$791,600	(\$15,521)	\$24,470	
Maple Grove ES FF&E	Construction	0%	\$194,250	\$342,668	\$148,418	\$0	
Marshdale ES Replace School	Construction	11%	\$20,000,000	\$17,949,995	(\$2,050,005)	\$0	
Miller Special School Efficiency & Future Ready	Construction	18%	\$1,616,366	\$1,708,720	\$92,354	\$4,947	
Parmalee ES FF&E	Construction	0%	\$168,000	\$207,981	\$39,981	\$0	
Patterson Cottages Efficiency & Future Ready	Construction	31%	\$526,229	\$603,806	\$77,577	\$44,676	
Patterson International Efficiency & Future Ready	Construction	31%	\$360,591	\$276,978	(\$83,613)	\$28,458	
Pomona HS FF&E	Construction	0%	\$1,050,000	\$622,500	(\$427,500)	\$0	
Ryan ES Efficiency & Future Ready	Construction	19%	\$1,213,833	\$1,213,833	\$0	\$0	
Ryan ES FF&E	Construction	0%	\$362,250	\$524,279	\$162,029	\$0	
Sheridan Green ES Efficiency & Future Ready	Construction	17%	\$851,758	\$1,248,796	\$397,038	\$0	
Sheridan Green ES FF&E	Construction	84%	\$473,550	\$164,183	(\$309,367)	\$0	
Stott ES Efficiency & Future Ready	Construction	13%	\$826,580	\$887,045	\$60,465	\$87,872	
Vanderhoof ES Efficiency & Future Ready	Construction	15%	\$1,707,668	\$2,149,449	\$441,782	\$62,944	
Wayne Carle MS FF&E	Construction	0%	\$182,000	\$175,000	(\$7,000)	\$0	
Westridge ES Efficiency & Future Ready	Construction	8%	\$418,174	\$459,777	\$41,603	\$0	
Allendale ES Efficiency & Future Ready	Close Out	100%	\$752,628	\$60,252	(\$692,376)	\$0	
Allendale ES FF&E	Close Out	100%	\$365,872	\$71,409	(\$294,464)	\$0	
Slater ES Asbestos Abatement	Close Out	100%	\$0	\$0	\$0	\$6,084	

Plan Year: 2020	Work Progress		Budget Summary				
Project Description	Phase	%	Original	Current	Variance	Haz-Mat	Notes
Bell MS Addition & General Upgrades	Construction	76%	\$6,877,348	\$6,844,705	(\$32,643)	\$32,643	
Brady Exploration School Efficiency & Future Ready	Construction	27%	\$1,752,517	\$1,859,731	\$107,214	\$0	
CTE South New Bldg	Construction	84%	\$10,000,000	\$10,071,100	\$71,100	\$0	
Charter Compass Montessori Wheat Ridge General Upgrade	Construction	80%	\$3,090,152	\$2,651,099	(\$439,053)	\$0	CC,PI
Charter Excel Academy Charter School General Upgrades	Construction	95%	\$3,090,152	\$3,831,104	\$740,952	\$0	PI
Charter Montessori Peaks Academy General Upgrades	Construction	79%	\$3,090,152	\$3,832,043	\$741,891	\$0	PI
Charter Rocky Mountain Deaf School General Upgrades	Construction	78%	\$3,090,152	\$3,828,328	\$738,176	\$0	PI
Conifer HS Addition & General Upgrades	Construction	93%	\$7,550,789	\$10,565,641	\$3,014,852	\$0	MC,UC,OB

JEFFCO PUBLIC SCHOOLS
Construction Management
Status of Projects by Program



Plan Year: 2020	Work Progress		Budget Summary				
Project Description	Phase	%	Original	Current	Variance	Haz-Mat	Notes
Conifer HS FF&E	Construction	88%	\$892,500	\$965,625	\$73,125	\$0	
Dunstan MS Technology Upgrades	Construction	0%	\$18,000	\$18,000	\$0	\$0	
Foster ES Addition & General Upgrades	Construction	49%	\$5,364,815	\$5,364,815	\$0	\$164,078	
Fremont ES FF&E	Construction	100%	\$157,500	\$334,083	\$176,583	\$0	
Green Mountain HS FF&E	Construction	83%	\$1,417,500	\$1,212,500	(\$205,000)	\$0	
H DW HVAC 2020 2-ES 1-Other	Construction	99%	\$1,926,540	\$2,093,732	\$167,192	\$35,165	
H DW Network Upgrades 75-ES 13-MS 12-HS 18-Other	Construction	46%	\$7,000,000	\$7,000,000	\$0	\$0	
Jefferson HS Addition & General Upgrades	Construction	64%	\$12,225,139	\$12,225,139	\$0	\$272,614	
Kendrick Lakes ES FF&E	Construction	97%	\$658,840	\$615,100	(\$43,740)	\$0	
Lumberg ES Addition & General Upgrades	Construction	45%	\$7,397,620	\$7,758,316	\$360,696	\$177,852	
Manning School Addition & General Upgrades	Construction	62%	\$6,403,971	\$6,403,971	\$0	\$64,812	
Parmalee ES Addition & General Upgrades	Construction	52%	\$3,571,423	\$4,127,817	\$556,394	\$19,173	SC
Pomona HS Addition & General Upgrades	Construction	16%	\$9,368,604	\$9,368,604	\$0	\$0	
Wayne Carle MS Addition & General Upgrades	Construction	74%	\$5,201,180	\$4,850,545	(\$350,635)	\$0	
Arvada HS FF&E	Close Out	100%	\$1,417,500	\$1,064,135	(\$353,365)	\$0	
Arvada K-8 Efficiency & Future Ready	Close Out	100%	\$2,094,864	\$1,957,848	(\$137,015)	\$245,688	
Belmar ES Efficiency & Future + Paving	Close Out	100%	\$690,210	\$848,999	\$158,790	\$85,281	
Belmar School of Integ. Arts FF&E	Close Out	100%	\$78,750	\$382,202	\$303,452	\$0	
Charter Lincoln Academy Charter School General Upgrades	Close Out	100%	\$3,090,152	\$3,827,478	\$737,326	\$0	PI
Charter New America School New Building (formerly General	Close Out	100%	\$3,090,152	\$3,146,962	\$56,810	\$0	PI
Columbine Hills ES Efficiency & Future Ready	Close Out	100%	\$820,608	\$1,030,910	\$210,302	\$18,306	
Coronado ES Efficiency & Future Ready	Close Out	100%	\$2,377,700	\$2,211,237	(\$166,463)	\$11,023	
Dutch Creek ES Efficiency & Future Ready	Close Out	100%	\$1,101,361	\$1,238,749	\$137,388	\$38,240	
Eiber ES Efficiency & Future Ready	Close Out	98%	\$1,016,502	\$1,376,737	\$360,236	\$175,482	
Foothills ES Efficiency & Future Ready	Close Out	100%	\$883,658	\$1,130,792	\$247,134	\$51,404	
Fremont ES Efficiency & Future Ready	Close Out	100%	\$1,038,912	\$1,087,700	\$48,788	\$102,186	
Green Gables ES FF&E	Close Out	100%	\$399,000	\$99,268	(\$299,732)	\$0	
H 581 Conference Place Reopen Phase 2	Close Out	100%	\$0	\$506,698	\$506,698	\$0	UC,EC,SC
H DW Elevator Upgrades 3-ES 4-MS 3-HS 1-Other	Close Out	100%	\$62,465	\$374,028	\$311,563	\$0	
H DW Field Improvements 9-HS	Close Out	99%	\$8,400,000	\$19,098,896	\$10,698,896	\$172,216	SC
H DW Fire Sprinklers Replacement 3-ES 1-MS 1-Other	Close Out	100%	\$139,253	\$128,389	(\$10,863)	\$0	
H DW Flooring 2020-I 2-ES 2-Other	Close Out	100%	\$600,430	\$642,980	\$42,550	\$47,252	
H DW IT Cameras 2020 24-ES 7-MS 9-HS 16-Other	Close Out	100%	\$878,600	\$862,398	(\$16,202)	\$0	
H DW LED Lighting - Interior 17-ES 1-Other	Close Out	100%	\$2,781,920	\$3,209,180	\$427,259	\$31,522	
H DW Modular Bldg Removal 2020 3-ES	Close Out	100%	\$0	\$461,525	\$461,525	\$0	
H DW Paving 2020-I 2-ES 1-MS	Close Out	100%	\$225,750	\$311,775	\$86,025	\$0	
H DW Paving 2020-II 3-ES 1-Other	Close Out	100%	\$509,250	\$532,621	\$23,371	\$0	
H DW Playgrounds 2020 8-ES 2-Other	Close Out	100%	\$1,051,742	\$1,372,719	\$320,976	\$0	
H DW Roofing 2020-I 3-ES 1-Other	Close Out	100%	\$2,182,195	\$2,390,300	\$208,105	\$0	
H DW Roofing 2020-II 4-ES 1-MS 1-HS	Close Out	100%	\$1,398,952	\$1,032,486	(\$366,466)	\$0	
H DW Security Glass 2020-I 11-ES 1-Other	Close Out	100%	\$88,000	\$52,125	(\$35,875)	\$7,829	
Hackberry Hill ES Efficiency & Future Ready	Close Out	100%	\$708,508	\$551,787	(\$156,721)	\$0	
Hutchinson ES FF&E	Close Out	100%	\$288,750	\$93,708	(\$195,042)	\$0	
Lukas ES FF&E	Close Out	100%	\$151,450	\$86,577	(\$64,873)	\$0	
Ralston ES Efficiency & Future Ready	Close Out	100%	\$827,236	\$921,507	\$94,271	\$102,488	

Plan Year: 2020	Work Progress		Budget Summary				
Project Description	Phase	%	Original	Current	Variance	Haz-Mat	Notes
Stober ES Efficiency & Future Ready	Close Out	100%	\$3,492,085	\$3,429,697	(\$62,388)	\$142,252	
Traiblazer Stadium Efficiency & Future Ready	Close Out	100%	\$4,415,250	\$4,275,888	(\$139,362)	\$0	
Vivian ES Efficiency & Future Ready	Close Out	100%	\$1,506,673	\$1,730,434	\$223,761	\$116,661	
Welchester ES Efficiency & Future Ready	Close Out	100%	\$1,407,615	\$1,777,856	\$370,241	\$60,037	
Welchester ES FF&E	Close Out	100%	\$288,750	\$80,358	(\$208,392)	\$0	
West Jefferson MS Efficiency & Future Ready	Close Out	100%	\$1,809,680	\$1,693,835	(\$115,845)	\$0	
Westridge ES HVAC	Close Out	100%	\$780,720	\$1,536,383	\$755,663	\$0	OB,EC,SC
Wilmot ES FF&E	Close Out	100%	\$304,500	\$347,176	\$42,676	\$0	
Witt ES FF&E	Close Out	100%	\$220,350	\$129,991	(\$90,359)	\$0	
Adams ES Efficiency & Future Ready	Complete	100%	\$1,053,714	\$991,491	(\$62,223)	\$0	
Coronado ES FF&E	Complete	100%	\$525,000	\$192,990	(\$332,010)	\$0	
Dutch Creek ES FF&E	Complete	100%	\$472,500	\$146,847	(\$325,653)	\$0	
Eiber ES FF&E	Complete	100%	\$598,500	\$248,332	(\$350,168)	\$0	
Foothills ES FF&E	Complete	100%	\$378,000	\$137,254	(\$240,746)	\$0	
Green Gables ES Efficiency & Future Ready	Complete	100%	\$1,477,970	\$1,471,253	(\$6,717)	\$71,513	
H DW Flooring 2020-II 4-ES	Complete	100%	\$411,604	\$395,793	(\$15,811)	\$58,547	
Hutchinson ES Efficiency & Future Ready	Complete	100%	\$1,954,477	\$1,770,012	(\$184,466)	\$89,801	
Ken Caryl MS FACS CR + Bldg Signage	Complete	100%	\$343,200	\$374,447	\$31,247	\$22,608	
Lukas ES Efficiency & Future Ready	Complete	100%	\$1,106,650	\$1,147,495	\$40,845	\$0	
Semper ES Efficiency & Future Ready	Complete	100%	\$1,540,562	\$1,582,813	\$42,251	\$0	
Stober ES FF&E	Complete	100%	\$78,750	\$190,522	\$111,772	\$0	
Three Creeks K-8 FF&E	Complete	100%	\$0	\$194,960	\$194,960	\$0	
Witt ES Efficiency & Future Ready	Complete	100%	\$1,737,130	\$2,008,408	\$271,279	\$103,815	

Plan Year: 2019	Work Progress		Budget Summary				
Project Description	Phase	%	Original	Current	Variance	Haz-Mat	Notes
H North Area Transportation-Joyce Renovation	Design	96%	\$349,400	\$554,181	\$204,781	\$0	
Alameda HS Addition & General Upgrades	Construction	50%	\$19,055,745	\$30,250,147	\$11,194,402	\$0	UC,SC
Charter Addenbrooke Classical Academy General Upgrades	Construction	89%	\$3,090,152	\$3,828,963	\$738,811	\$0	PI
Charter Collegiate Academy of Colorado General Upgrades	Construction	85%	\$3,090,152	\$3,831,451	\$741,299	\$0	PI
Charter Mountain Phoenix Community School General Upgra	Construction	55%	\$3,090,152	\$3,826,667	\$736,515	\$0	PI
Columbine HS Addition & General Upgrades	Construction	83%	\$11,482,013	\$18,144,235	\$6,662,222	\$296,065	UC,SC,OB
Green Mountain HS Addition & General Upgrades	Construction	98%	\$11,105,728	\$12,160,765	\$1,055,037	\$70,021	MC,UC,SC
H DW FF&E Allocation	Construction	78%	\$0	\$55,446	\$55,446	\$0	
Kendrick Lakes ES Replace School	Construction	95%	\$22,743,115	\$20,368,886	(\$2,374,229)	\$159,053	MC
West Jefferson MS FF&E	Construction	92%	\$395,000	\$395,225	\$225	\$0	
Adams ES FF&E	Close Out	100%	\$324,450	\$155,779	(\$168,671)	\$0	
Alameda Int'l Jr-Sr Asbestos Abatement	Close Out	100%	\$0	\$0	\$0	\$541,777	
Arvada HS Addition & General Upgrades	Close Out	99%	\$12,018,096	\$15,241,187	\$3,223,091	\$222,010	UC,OB,EC
H DW Curtain Riggings 8-HS	Close Out	100%	\$0	\$180,102	\$180,102	\$0	
Pomona HS FF&E	Close Out	100%	\$0	\$90,910	\$90,910	\$0	
Three Creeks K-8 Addition & General Upgrades	Close Out	100%	\$4,931,850	\$5,676,131	\$744,281	\$0	MC,OB
Wilmot ES Addition & General Upgrades	Close Out	100%	\$3,212,843	\$8,175,040	\$4,962,197	\$95,628	MC,UC,OB
Arvada K8 FF&E	Complete	100%	\$0	\$709,697	\$709,697	\$0	19M
Charter-Compass Montessori Golden Debt Repayment	Complete	100%	\$3,090,152	\$4,246,502	\$1,156,350	\$0	CC
Charter-Jefferson Acad. Secondary Addition	Complete	100%	\$6,180,304	\$6,213,940	\$33,636	\$0	CC,PI
Charter-Rocky Mtn Acad. Evergreen Debt Repayment	Complete	100%	\$3,090,152	\$3,101,864	\$11,712	\$0	PI
Charter-Two Roads Arvada Debt Repayment	Complete	100%	\$3,090,152	\$3,104,376	\$14,224	\$0	PI
Charter-Woodrow Wilson Academy Debt Repayment	Complete	100%	\$3,090,152	\$3,101,768	\$11,616	\$0	PI
Creighton MS FF&E	Complete	100%	\$0	\$162,251	\$162,251	\$0	
Evergreen HS Storm Drain Repair	Complete	100%	\$0	\$389,281	\$389,281	\$0	
Everitt MS Library Renovation	Complete	100%	\$545,789	\$545,789	\$0	\$0	
H DW Building Lighting 1-MS	Complete	100%	\$299,775	\$946,487	\$646,712	\$0	19M



Plan Year: 2019	Work Progress		Budget Summary				
Project Description	Phase	%	Original	Current	Variance	Haz-Mat	Notes
H DW Field Improvements 1-MS 7-HS	Complete	100%	\$12,157,500	\$20,327,403	\$8,169,903	\$0	SC,19M
H DW Fire Alarms 1-ES 1-MS 1-HS 1-Other	Complete	100%	\$64,877	\$177,130	\$112,254	\$0	
H DW Flooring 12-ES 4-Other	Complete	100%	\$886,851	\$1,563,346	\$676,495	\$321,861	19M
H DW Gym Divider Curtains 6-MS 1-Other	Complete	100%	\$0	\$336,487	\$336,487	\$0	
H DW HVAC 2-MS	Complete	100%	\$185,913	\$1,500,354	\$1,314,441	\$0	19M
H DW IT Cameras 51-ES 1-HS 2-Other	Complete	100%	\$774,304	\$665,351	(\$108,953)	\$0	
H DW Irrigation 2-ES 1-MS 2-HS	Complete	100%	\$0	\$513,353	\$513,353	\$0	19M
H DW Modular Bldg Removal 8-ES 1-MS 2-Other	Complete	100%	\$0	\$408,390	\$408,390	\$0	
H DW Paving 6-ES 1-MS 2-Other	Complete	100%	\$799,050	\$1,645,759	\$846,709	\$0	19M
H DW Playgrounds 4-ES 4-Other	Complete	100%	\$873,810	\$1,566,807	\$692,997	\$0	19M
H DW Roofing 3-ES 1-HS	Complete	100%	\$2,504,598	\$4,139,927	\$1,635,329	\$0	SC
H DW Security Glass 9-ES	Complete	100%	\$67,997	\$43,303	(\$24,694)	\$6,504	
H DW Site Lighting 4-ES 2-Other	Complete	100%	\$130,000	\$807,114	\$677,114	\$0	19M
H North Area Transportation-Joyce Site Acquisition	Complete	100%	\$7,000,600	\$7,000,600	\$0	\$0	
Ken Caryl MS FF&E	Complete	100%	\$0	\$188,133	\$188,133	\$0	
Ralston Valley HS Roofing	Complete	100%	\$0	\$1,670,244	\$1,670,244	\$0	19M
Summit Ridge MS FF&E	Complete	100%	\$0	\$192,838	\$192,838	\$0	

Report Reference

Work Progress Columns:

- Phase The current phase of the project life cycle as most recently reported by the project manager
- % An estimate of payable work progress calculated from the latest status and forecast in the project management system

Budget Summary Columns:

- Original The original estimated budget for the project scope
- Current The latest revised budget including all approved changes
- Variance The difference between the Original and Current budget
- Haz-Mat Additional budget approved for hazardous materials mitigation
- Notes Abbreviated variance descriptions for projects with significant budget Variance (see translation table below)

Variance Notes

Note	Description
MC	Market Conditions
UC	Unforeseen Conditions
SC	Scope Change
19M	19M Program Scope - Initial project budget did not cover hazardous materials. If hazardous materials were identified it was paid out of program contingency.
PI	Premium and Interest Earned by Charter
OB	Occupied Building
EC	Existing Conditions
CC	Budget Shared Between Charter Campuses
FFE	Additional Fixtures, Furnishings and Equipment (FF&E) scope identified through a full assessment by the FF&E team. This team was not in place until after the initial bond program development.

Multi-Site Project (DW) Facility Listings

Plan Year: 2022	
Project Description	Project Facilities
G DW Flooring 2022-I 4-ES 2-MS	Governor's Ranch ES, Mount Carbon ES, Peiffer ES, Rooney Ranch ES, Deer Creek MS, Falcon Bluffs MS
G DW Roofing 2022 4-ES 1-MS	Campbell ES, Fairmount ES, Pennington ES, South Lakewood ES, Summit Ridge MS
G DW Security Glass 2022 8-ES 1-MS 1-HS 1-Other	Bear Creek K-8, Campbell ES, Fairmount ES, Glennon Heights ES, Little ES, Parr ES, Pennington ES, South Lakewood ES, Swanson ES, Summit Ridge MS, Arvada West HS

Plan Year: 2021	
Project Description	Project Facilities
G DW Modular Bldg Removal 2021 5-ES	Kendallvue ES, Kullerstrand ES, Lawrence ES, Slater ES, Vivian ES
G DW Field Improvements 2021 1-ES 4-HS	Lumberg ES, D'Evelyn Jr-Sr HS, Alameda Int'l Jr-Sr HS, Jefferson Jr-Sr HS, Wheat Ridge HS
G DW Flooring 2021 6-ES	Emory ES, Peck ES, Red Rocks ES, Shaffer ES, Thomson ES, Westgate ES
G DW LED Lighting 2021 11-ES	Edgewater ES, Elk Creek ES, Emory ES, Kyffin ES, Red Rocks ES, Shaffer ES, Stony Creek ES, Thomson ES, Warder ES, West Jefferson ES, Wheat Ridge 5-8
G DW Mechanical 2021 5-ES	Edgewater ES, Elk Creek ES, Peck ES, Secrest ES, Thomson ES
G DW Paving 2021 2-ES 1-MS	Red Rocks ES, West Jefferson ES, Ken Caryl MS
G DW Playgrounds 2021 9-ES	Elk Creek ES, Kyffin ES, Normandy ES, Peck ES, Red Rocks ES, Secrest ES, Shaffer ES, Thomson ES, Warder ES
G DW Roofing 2021 5-ES	Emory ES, Fitzmorris ES, Lawrence ES, Westgate ES, Wheat Ridge 5-8
G DW Security Glass 2021 6-ES 5-MS 1-HS	Dutch Creek ES, Leawood ES, Meiklejohn ES, Red Rocks ES, Rose Stein International ES, Weber ES, Ken Caryl MS, Creighton MS, Drake MS, Mandalay MS, Moore MS, Conifer HS
H DW Elevator Upgrades 2021 1-MS 1-Other	Warren Tech North, Carmody MS

Plan Year: 2020	
Project Description	Project Facilities
H DW HVAC 2020 2-ES 1-Other	Patterson International School, Stott ES, Ryan ES
H DW Network Upgrades 75-ES 13-MS 12-HS 18-Other	Allendale ES, Adams ES, Arvada K-8, Bear Creek K-8, Blue Heron ES, Belmar School of Integrated Arts, Campbell ES, Bradford K-8 North, Colorow ES, Coal Creek Canyon K-8, Columbine Hills ES, Coronado ES, Devlinn ES, Dutch Creek ES, Edgewater ES, Eiber ES, Emory ES, Fairmount ES, Fitzmorris ES, Foothills ES, Foster ES, Fremont ES, Anderson Preschool, Glennon Heights ES, Governor's Ranch ES, Green Gables ES, Green Mountain ES, Hackberry Hill ES, Hutchinson ES, Irwin Preschool, Sheridan Green ES, Kendallvue ES, Kullerstrand ES, Kyffin ES, Lasley ES, Lawrence ES, Leawood ES, Little ES, Lukas ES, Lumberg ES, Maple Grove ES, Meiklejohn ES, Mitchell ES, Molholm ES, Mortenson ES, Mount Carbon ES, Normandy ES, Parr ES, Patterson International School, Pennington ES, Peck ES, Peiffer ES, Powderhorn ES, Red Rocks ES, Rooney Ranch ES, Stott ES, Ryan ES, Secrest ES, Semper ES, Shaffer ES, Shelton ES, Sierra ES, Slater ES, Deane ES, South Lakewood ES, Stober ES, Stevens ES, Swanson ES, Stony Creek ES, Litz Preschool, Thomson ES, Vanderhoof ES, Van Arsdale ES, Ute Meadows ES, Vivian ES, Warder ES, Weber ES, Welchester ES, Westgate ES, Westridge ES, West Woods ES, Wilmore Davis ES, Witt ES, Brady Exploration School, Dennison ES, Manning School, McLain Community HS, Jeffco Open School, Miller Special School, Free Horizon Montessori (Charter), Warren Tech Central, Long View HS, Bell MS, Wayne Carle MS, Carmody MS, Creighton MS, Deer Creek MS, Drake MS, Dunstan MS, Everitt MS, Falcon Bluffs MS, Mandalay MS, Moore MS, Oberon MS, North Arvada MS, Wheat Ridge 5-8, Arvada HS, Bear Creek HS, Chatfield HS, Dakota Ridge HS, Golden HS, Jefferson Jr-Sr HS, Lakewood HS, Pomona HS, Ralston Valley HS, Standley Lake HS, Wheat Ridge HS, Connections Learning Center
H DW Elevator Upgrades 3-ES 4-MS 3-HS 1-Other	Lawrence ES, Peck ES, Wilmot ES, Carmody MS, Creighton MS, Deer Creek MS, Falcon Bluffs MS, Bear Creek HS, Conifer HS, Dakota Ridge HS, Education Service Center
H DW Field Improvements 9-HS	Arvada HS, Arvada West HS, Columbine HS, Conifer HS, Dakota Ridge HS, Golden HS, Green Mountain HS, Pomona HS, Standley Lake HS

Plan Year: 2020	
Project Description	Project Facilities
H DW Fire Sprinklers Replacement 3-ES 1-MS 1-Other	Bradford K-8 North, Rooney Ranch ES, Ryan ES, Van Arsdale ES, Deer Creek MS
H DW Flooring 2020-I 2-ES 2-Other	Fitzmorris ES, Lasley ES, Free Horizon Montessori (Formerly Pleasant View ES), Miller Special School
H DW IT Cameras 2020 24-ES 7-MS 9-HS 16-Other	Allendale ES, Arvada K-8, Bear Creek K-8, Belmar School of Integrated Arts, Bradford K-8 South, Campbell ES, Bradford K-8 North, Coal Creek Canyon K-8, Coronado ES, Elk Creek ES, Fairmount ES, Fremont ES, Glennon Heights ES, Irwin Preschool, Meiklejohn ES, Mitchell ES, Mortenson ES, Ralston ES, Stott ES, Shaffer ES, Shelton ES, Slater ES, South Lakewood ES, Stony Creek ES, Litz Preschool, Vanderhoof ES, Van Arsdale ES, Ute Meadows ES, Welchester ES, West Jefferson ES, West Woods ES, Brady Exploration School, Dennison ES, Manning School, McLain Community HS, Jeffco Open School, Miller Special School, Warren Tech Central, Warren Tech North, Deer Creek MS, Evergreen MS, Everitt MS, Falcon Bluffs MS, Mandalay MS, Oberon MS, North Arvada MS, Alameda Int'l Jr-Sr HS, Arvada HS, Bear Creek HS, Evergreen HS, Jefferson Jr-Sr HS, Pomona HS, Ralston Valley HS, Standley Lake HS, Wheat Ridge HS, Connections Learning Center
H DW LED Lighting - Interior 17-ES 1-Other	Columbine Hills ES, Deviny ES, Fitzmorris ES, Sheridan Green ES, Kullerstrand ES, Lasley ES, Maple Grove ES, Patterson International School, Peck ES, Powderhorn ES, Stott ES, Ryan ES, Secrest ES, Deane ES, Vanderhoof ES, Westgate ES, Westridge ES, Dennison ES
H DW Modular Bldg Removal 2020 3-ES	Campbell ES, Green Gables ES, Peck ES
H DW Paving 2020-I 2-ES 1-MS	Columbine Hills ES, Lawrence ES, Everitt MS
H DW Paving 2020-II 3-ES 1-Other	Bradford K-8 North, Mitchell ES, Ryan ES, Shelton ES
H DW Playgrounds 2020 8-ES 2-Other	Allendale ES, Columbine Hills ES, Sheridan Green ES, Kendallvue ES, Free Horizon Montessori (Formerly Pleasant View ES), Stott ES, Stony Creek ES, Vanderhoof ES, Westridge ES, Miller Special School
H DW Roofing 2020-I 3-ES 1-Other	Green Mountain ES, Lasley ES, Parr ES, Patterson International School
H DW Roofing 2020-II 4-ES 1-MS 1-HS	Kullerstrand ES, Little ES, Swanson ES, Thomson ES, Carmody MS, Evergreen HS
H DW Security Glass 2020-I 11-ES 1-Other	Elk Creek ES, Green Mountain ES, Kyffin ES, Mitchell ES, Peck ES, Secrest ES, Shelton ES, Slater ES, Stevens ES, Thomson ES, Warder ES, Wheat Ridge 5-8
H DW Flooring 2020-II 4-ES	Allendale ES, Fairmount ES, Thomson ES, West Woods ES

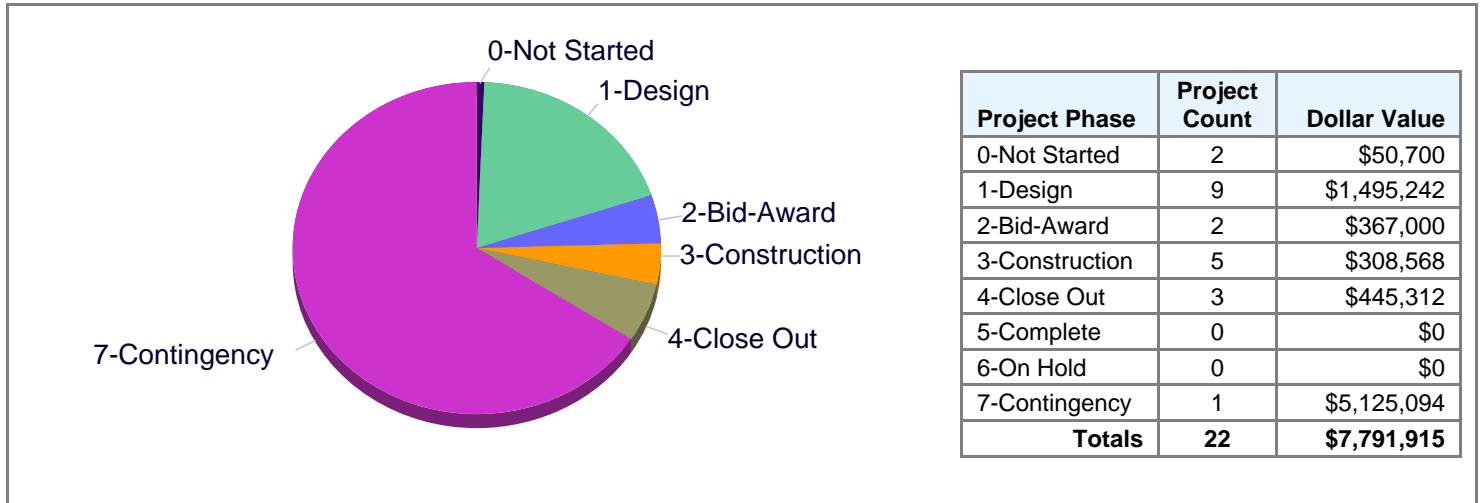
Plan Year: 2019	
Project Description	Project Facilities
H DW FF&E Allocation	
H DW Curtain Riggings 8-HS	Alameda Int'l Jr-Sr HS, Arvada West HS, Bear Creek HS, Evergreen HS, Golden HS, Lakewood HS, Pomona HS, Wheat Ridge HS
H DW Building Lighting 1-MS	North Arvada MS
H DW Field Improvements 1-MS 7-HS	West Jefferson MS, Arvada HS, Chatfield HS, Conifer HS, Dakota Ridge HS, Evergreen HS, Lakewood HS, Ralston Valley HS
H DW Fire Alarms 1-ES 1-MS 1-HS 1-Other	Red Rocks ES, D'Evelyn Jr-Sr HS, Mandalay MS, 809 Bldg 1 Service Center Bldg 1
H DW Flooring 12-ES 4-Other	Bergen Meadow ES, Bradford K-8 South, Bradford K-8 North, Eiber ES, Foothills ES, Green Mountain ES, Hutchinson ES, Sheridan Green ES, Kullerstrand ES, Lukas ES, Free Horizon Montessori (Formerly Pleasant View ES), Vivian ES, Welchester ES, Westridge ES, Wilmore Davis ES, Free Horizon Montessori (Charter)
H DW Gym Divider Curtains 6-MS 1-Other	Manning School, Ken Caryl MS, Carmody MS, Drake MS, Everitt MS, Oberon MS, North Arvada MS
H DW HVAC 2-MS	Bell MS, Drake MS
H DW IT Cameras 51-ES 1-HS 2-Other	Adams ES, Blue Heron ES, Bergen Valley ES, Bergen Meadow ES, Colorow ES, Columbine Hills ES, Deviny ES, Dutch Creek ES, Edgewater ES, Fitzmorris ES, Foothills ES, Foster ES, Governor's Ranch ES, Green Gables ES, Green Mountain ES, Hackberry Hill ES, Hutchinson ES, Sheridan Green ES, Kendallvue ES, Kullerstrand ES, Lasley ES, Lawrence ES, Leawood ES, Little ES, Lukas ES, Lumberg ES, Molholm ES, Mount Carbon ES, Normandy ES, Parr ES, Parmalee ES, Patterson International School, Pennington ES, Peck ES, Peiffer ES, Powderhorn ES, Red Rocks ES, Rooney Ranch ES, Ryan ES, Secrest ES, Semper ES, Deane ES, Rose Stein International ES, Stober ES, Swanson ES, Thomson ES, Vivian ES, Warder ES, Westgate ES, Westridge ES, Wilmore Davis ES, Wilmot ES, Free Horizon Montessori (Charter), Columbine HS
H DW Irrigation 2-ES 1-MS 2-HS	Colorow ES, Deane ES, D'Evelyn Jr-Sr HS, Evergreen MS, Pomona HS



Plan Year: 2019	
Project Description	Project Facilities
H DW Modular Bldg Removal 8-ES 1-MS 2-Other	Campbell ES, Fremont ES, Green Gables ES, Peck ES, Peiffer ES, Swanson ES, Stony Creek ES, Westridge ES, Miller Special School, Warren Tech Central, Carmody MS
H DW Paving 6-ES 1-MS 2-Other	Bradford K-8 South, Bradford K-8 North, Devinny ES, Fitzmorris ES, Hackberry Hill ES, Maple Grove ES, Peck ES, Ryan ES, Evergreen MS
H DW Playgrounds 4-ES 4-Other	Belmar School of Integrated Arts, Columbine Hills ES, Patterson International School, Free Horizon Montessori (Formerly Pleasant View ES), Ralston ES, Welchester ES, Wilmore Davis ES, Free Horizon Montessori (Charter)
H DW Roofing 3-ES 1-HS	Eiber ES, Green Gables ES, Wilmot ES, Lakewood HS
H DW Security Glass 9-ES	Allendale ES, Devinny ES, Sheridan Green ES, Lawrence ES, Stott ES, Ryan ES, Vanderhoof ES, Westridge ES, Dennison ES
H DW Site Lighting 4-ES 2-Other	Belmar School of Integrated Arts, Eiber ES, Foothills ES, Ralston ES, Welchester ES, 809 Campus Service Center Campus

21M Capital Program 2021-22

Program Dollar Value by Phase



Program Narrative

The 21M Capital Program represents Fiscal Year 2021 planned projects that are expected to complete in Fiscal Year 2022. These projects are reviewed by the Capital Asset Advisory Committee.

Program Float Report

Priority	Facility Name	Project ID	Project name	Finish Date	
				Target	Forecast

Program Contingency and Remaining Funds

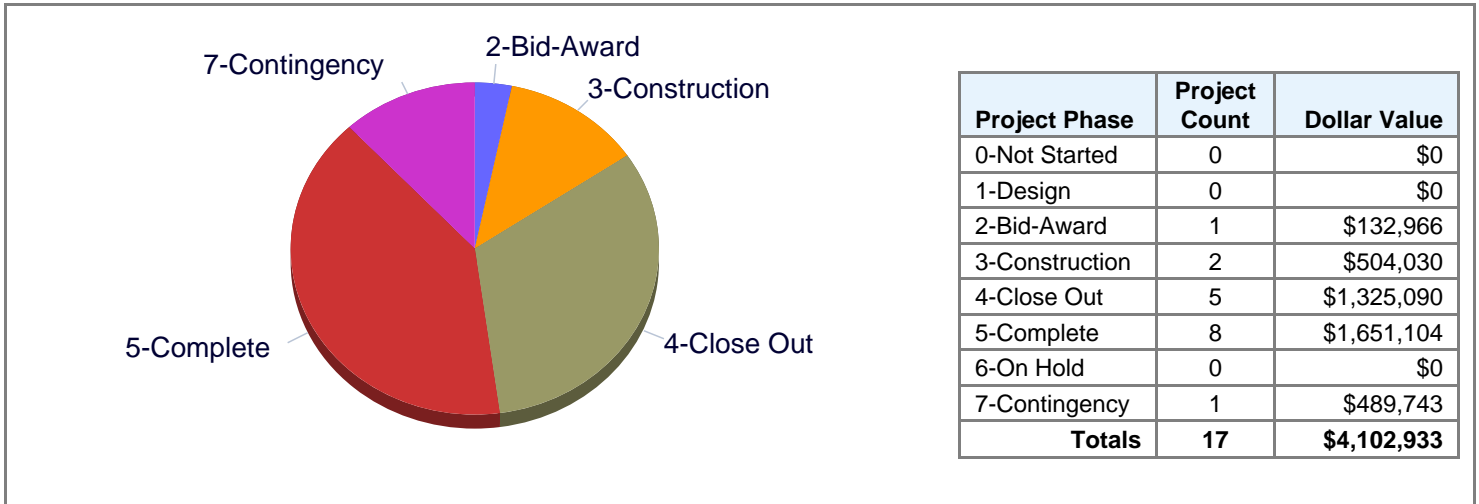
Program Contingency (Unallocated)	Forecast Remaining Funds in Projects	Net Remaining Program Funds
\$5,125,094	(\$3,445)	\$5,121,649

21M Capital Program 2021-22 - Project Detail

Project Description	Work Progress		Capital Budget	Contributed Funds
	Phase	%		
21M Alameda HS School Funded Add-Ons	Not Started	0%	\$0	\$41,922
21M DW Small Projects 2 Allocation	Not Started	0%	\$50,700	\$0
21M DW Energy Conservation Allocation	Design	5%	\$354,614	\$0
21M DW Planning & Design Allocation	Design	93%	\$139,623	\$0
21M DW Property Disposal Allocation	Design	93%	\$10,000	\$0
21M DW Reservoir Measuring Systems	Design	0%	\$150,000	\$0
21M DW Small Projects 1 Allocation	Design	99%	\$549,514	\$0
21M DW Temp. Bldg. Lease Allocation	Design	94%	\$96,490	\$0
21M DW Utilization Allocation	Design	39%	\$75,000	\$0
21M DW Water Engineering Allocation	Design	91%	\$100,000	\$0
21M Green Mountain HS Corridor Flooring	Design	1%	\$20,000	\$0
21M Alameda Intl Kitchen-Cafeteria Renovation	Bid-Award	9%	\$250,000	\$600,000
21M DW Field Net Systems	Bid-Award	0%	\$117,000	\$0
21M 5th Floor Data Center Improvements	Construction	3%	\$21,245	\$607,100
21M Candelas Regional Trail	Construction	33%	\$216,322	\$0
21M Columbine HS School-Funded Add-On Scope	Construction	40%	\$0	\$255,068
21M Conifer HS FF&E	Construction	0%	\$50,000	\$0
21M Jeffco Open School Playground	Construction	27%	\$21,000	\$100,800
21M 809 Bldg 1 Security Dispatch System	Close Out	100%	\$144,600	\$49,000
21M D'Evelyn Jr-Sr HS Roofing	Close Out	100%	\$257,512	\$0
21M DW Pilot-HVAC UV Lighting	Close Out	98%	\$43,200	\$0
21M Program Contingency	Contingency	0%	\$5,125,094	\$0

20M Capital Program 2020-21

Program Dollar Value by Phase



Program Narrative

The 20M Capital Program 2020 -2021 represents Fiscal Year 2020 planned projects that are expected to complete in Fiscal Year 2021. These projects are reviewed by the Capital Asset Advisory Committee.

Program Float Report

Priority	Facility Name	Project ID	Project name	Finish Date	
				Target	Forecast

Program Contingency and Remaining Funds

Program Contingency (Unallocated)	Forecast Remaining Funds in Projects	Net Remaining Program Funds
\$489,743	(\$50,413)	\$439,330

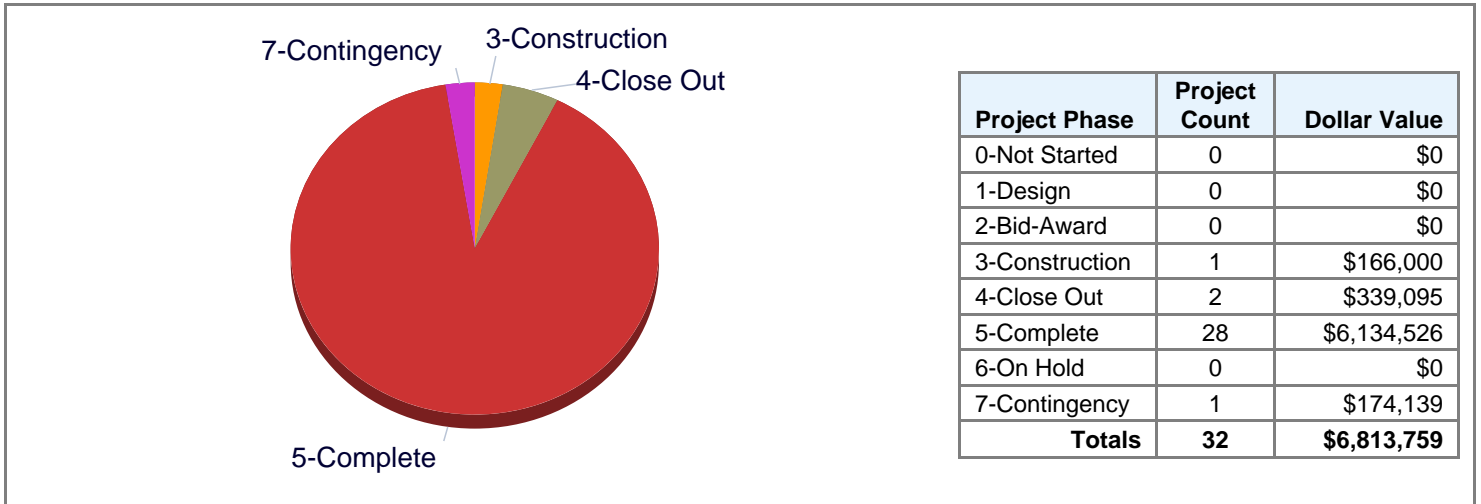


20M Capital Program 2020-21 - Project Detail

Project Description	Work Progress		Capital Budget	Contributed Funds
	Phase	%		
20M Parmalee ES School Zone Enhancements	Bid-Award	25%	\$132,966	\$0
20M Alameda Int'l HS Auditorium Renovation	Construction	95%	\$281,335	\$276,498
20M DW Tractor Sheds	Construction	91%	\$222,695	\$0
20M 809 Campus Fabric Storage Shelter	Close Out	100%	\$62,600	\$0
20M Applewood Cottages Offices for EAP	Close Out	100%	\$296,321	\$0
20M D'Evelyn Jr-Sr HS Utilities for Temps	Close Out	100%	\$638,829	\$0
20M DW Planning & Design Allocation	Close Out	100%	\$183,394	\$0
20M DW Small Projects 2 Allocation	Close Out	100%	\$143,945	\$0
20M 581 Conf Place Solar Panel Purchase	Complete	100%	\$320,352	\$0
20M DW Property Disposal Allocation	Complete	0%	\$0	\$0
20M DW Small Projects 1 Allocation	Complete	100%	\$447,355	\$0
20M DW Temp. Bldg. Lease Allocation	Complete	100%	\$96,490	\$0
20M DW Utilization Allocation	Complete	100%	\$121,859	\$0
20M DW Water Engineering Allocation	Complete	100%	\$7,522	\$0
20M Free Horizon Montessori RTU Repair	Complete	100%	\$147,187	\$0
20M Golden HS Chiller Replacement	Complete	100%	\$510,339	\$0
20M Program Contingency	Contingency	0%	\$489,743	\$0

19M Capital Program 2019-2020

Program Dollar Value by Phase



Program Narrative

The 19M Capital Program 2019 -2020 represents Fiscal Year 2019 planned projects that are expected to complete in Fiscal Year 2020. These projects are reviewed by the Capital Asset Advisory Committee.

Program Float Report

Priority	Facility Name	Project ID	Project name	Finish Date	
				Target	Forecast

Program Contingency and Remaining Funds

Program Contingency (Unallocated)	Forecast Remaining Funds in Projects	Net Remaining Program Funds
\$174,139	\$0	\$174,139

19M Capital Program 2019-2020 - Project Detail

Project Description	Work Progress		Capital Budget	Contributed Funds
	Phase	%		
19M DW FF&E Allocation	Construction	97%	\$166,000	\$56,543
19M DW Energy Conservation Allocation	Close Out	100%	\$233,823	\$0
19M Golden HS School-Based Health Ctr	Close Out	100%	\$105,272	\$0
19M 581 Conference Place Reopening	Complete	100%	\$257,611	\$0
19M 809 Campus Site Lighting	Complete	100%	\$23,714	\$0
19M Arvada HS Entry Improvements	Complete	100%	\$305,963	\$0
19M DW Building Lighting	Complete	100%	\$111,300	\$0
19M DW Carpet Design Only	Complete	100%	\$225,457	\$0
19M DW Central Kitchen Study	Complete	100%	\$153,694	\$0
19M DW Code Compliance Allocation	Complete	100%	\$65,886	\$0
19M DW Fire Alarm	Complete	100%	\$49,004	\$0
19M DW Gym Divider Curtains	Complete	100%	\$46,147	\$0
19M DW Hail Damage Allocation	Complete	100%	\$137,648	\$36,925
19M DW IT Cameras Allocation	Complete	100%	\$33,043	\$0
19M DW Irrigation	Complete	100%	\$28,355	\$0
19M DW Lock Replacement-Phase V Allocation	Complete	100%	\$1,058,452	\$279,687
19M DW Paving	Complete	100%	\$188,362	\$0
19M DW Planning & Design Allocation	Complete	100%	\$6,360	\$0
19M DW Playgrounds	Complete	100%	\$212,830	\$0
19M DW Property Disposal Allocation	Complete	100%	\$24,345	\$0
19M DW Small Projects 1 Allocation	Complete	100%	\$1,482,831	\$0
19M DW Small Projects 2 Allocation	Complete	100%	\$277,627	\$35,000
19M DW Temp. Bldg. Lease Allocation	Complete	100%	\$96,690	\$0
19M DW Turf Fields	Complete	100%	\$36,411	\$0
19M DW Utilization Allocation	Complete	100%	\$603,374	\$0
19M DW Water Engineering Allocation	Complete	100%	\$101,210	\$0
19M Evergreen HS Storm Drain Repair	Complete	100%	\$30,740	\$0
19M Oberon MS Asbestos Abatement	Complete	100%	\$107,081	\$0
19M Ralston Valley HS Roofing	Complete	100%	\$30,168	\$0
19M Summit Ridge MS Replace Boilers	Complete	100%	\$440,225	\$0
19M Windy Peak OELS Waste Water Treatment	Complete	0%	\$0	\$0
19M Program Contingency	Contingency	0%	\$174,139	\$0

**Department of Construction Management
Program Financial Summary Report**



Date: Jun 16, 2021

Program	Program Contingency (Unallocated)	Forecast Remaining Funds in Projects	Net Remaining Program Funds
H/G 2018 Capital Improvement Plan	\$87,073,319	\$2,680,793	\$89,754,112
21M 21M Mini Program 2021-22	\$5,125,094	(\$3,445)	\$5,121,649
20M 20M Mini Program 2020-21	\$489,743	(\$50,413)	\$439,330
19M 19M Mini Program 2019-20	\$174,139	\$0	\$174,139
Total:	\$92,862,295	\$2,626,935	\$95,489,230